

# Kleinwort Hambros Elite International Equity Fund A GBP Inc Rpt

Morningstar Rating™

★★★

## Investment Objective

The primary investment objective of the Equity strategy of the Cell is to generate a real return significantly exceeding the rate of inflation, while accepting a level of risk similar to the long-run historical risks of investing in a portfolio of 100% equities.

## Fund Manager Commentary

Well, so much for April. The month delivered the worst sterling-denominated total global equity return, a -2.8% decline, in 16 months and, for what it's worth the worst global bond returns since last June. The soggy results were the markets' reaction to the resetting of American rate cut probabilities – or at least their response to March's probability reset – as a somewhat more realistic expectation of just one or two Fed rate cuts over 2024 was priced into valuations. Yet April bore good news too. Although conflicts still rage in both Ukraine and the Mid-East, there were possible signs of movement towards a Levantine ceasefire which consequently allowed both oil and gold prices to ease in the latter half of the month. So much so that global energy stocks soared and faded in near equal measure such that they would have closed the month on a small move higher if not for sterling's weakness delivering an even bigger gain. More, the earnings season showed decent Q1 corporate returns helping to underpin a bit of a recovery – particularly in the non-Magnificent Seven names (the Ordinary Others?) as the stocks in the utilities, consumer staples, materials and industrials sectors all outperformed the index.

### Risk Measures

3-Yr Alpha	-1.35	3-Yr Sharpe Ratio	0.17
3-Yr Beta	1.08	3-Yr Std Dev	12.06
R-Squared	96.02	3-Yr Risk	Avg
Information Ratio	-0.43	5-Yr Risk	abv
Tracking Error	3.69		avg
5-Yr Max Drawdown	-19.21	10-Yr Risk	Avg

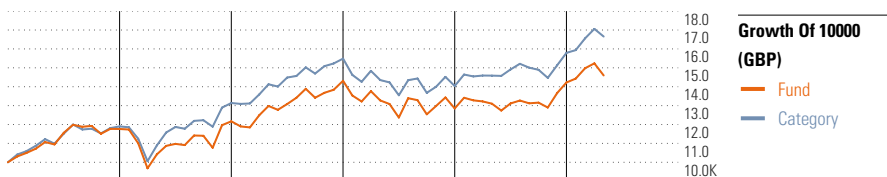
Calculations use Global Large-Cap Blend Equity (where applicable)

### Morningstar Equity Style Box™

		Size	% Equity
Value Blend Growth	Style	Giant	38.36
		Large	37.79
		Medium	23.85
		Small	0.00
		Micro	0.00
		Avg Mkt Cap	70733 GBP

Morningstar® Category

Global Large-Cap Blend Equity



Year	2019	2020	2021	2022	2023	YTD	Performance
Value	17.62	3.45	17.61	-10.21	10.68	2.63	Fund
Change	-1.41	-7.13	-0.44	-0.86	-2.08	-2.87	+/- Index
Rank	█	█	█	█	█	█	Quartile Rank
Ratio	1.83	1.89	2.22	1.97	2.18	2.25	Net Asset Value

### Trailing Returns

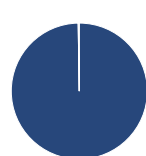
(30 Apr 2024)

Period	Return %	+/-Idx
1 Month	-4.20	-1.83
3 Months	1.16	-3.34
6 Months	13.17	-2.06
1 Year	11.42	-3.11
3 Years Annualised	3.99	-1.90
5 Years Annualised	5.68	-2.89

### Quarterly Returns

Year	1st qtr	2nd qtr	3rd qtr	4th qtr
2024	7.12	-	-	-
2023	2.89	-0.81	0.33	8.10
2022	-3.82	-10.14	1.38	2.48
2021	2.65	4.75	2.53	6.68
2020	-17.69	13.35	3.91	6.71

### Portfolio 30 Apr 2024



#### Asset Allocation

Asset Class	% Port.
Equities	99.74
Fixed Income	0.00
Real Estate	0.00
Cash	0.26
Other	0.00

#### Top 10 Holdings

Company	Sector	% Port.
Centrica PLC	Utilities	3.30
Fair Isaac Corp	Technology	3.20
Shopify Inc Registered Shs -A-	Technology	2.85
Pinterest Inc Class A	Technology	2.80
RELX PLC	Technology	2.80

### Equity Sector Weightings

Sector	% Equity
<b>Cyclical</b>	<b>29.32</b>
Basic Materials	5.72
Consumer Cyclical	11.30
Financial Services	12.31
Real Estate	-
<b>Sensitive</b>	<b>47.70</b>
Communication Services	4.54
Energy	3.95
Industrials	13.82
Technology	25.39
<b>Defensive</b>	<b>22.98</b>
Consumer Defensive	2.35
Healthcare	15.01
Utilities	5.61

VeriSign Inc	2.75
Microsoft Corp	2.60
Linde PLC	2.56
Waste Management Inc	2.51
Applied Materials Inc	2.49
Total Stock Holdings	50
Assets in Top 10 Holdings %	27.87

### Top 10 Countries

Country	% Equity
United States	58.01
United Kingdom	11.37
Japan	6.40
France	3.94
China	3.75
Switzerland	3.17
Australia	3.15
Canada	2.03
Taiwan	1.96
Netherlands	1.69

### World Regions

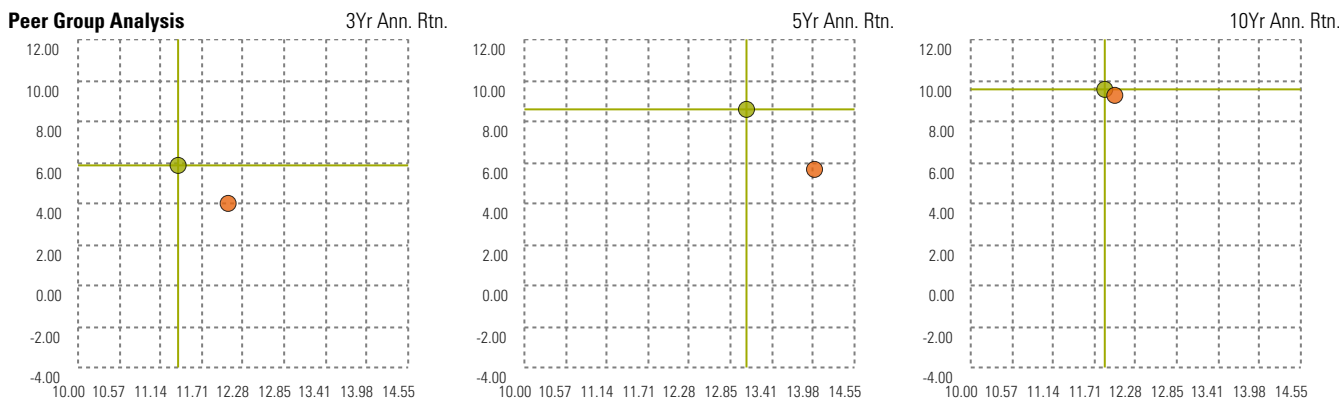
Region	% Equity
Greater Europe	21.67
Americas	60.04
Greater Asia	18.29

Due to an inconsistency between decimal places used by the Investment Manager and the reporting mechanism, on rare occasions minor rounding differences may occur in the representation of percentages.

# Kleinwort Hambros Elite International Equity Fund A GBP Inc Rpt

Morningstar Rating™  
★★★

Morningstar® Category  
Global Large-Cap Blend Equity



3 Yr Standard Deviation

5 Yr Standard Deviation

10 Yr Standard Deviation

● Fund

● Category Average

## Operations

Net Asset Value (30 Apr 2024)	2.2378 GBP	Inception Date	16 Oct 2013
Total Net Assets (mil)	14.81 GBP	Fund Manager	Nicholas Lowson
Inc/Acc	Inc	Manager Start Date	1 Oct 2018
In-house ISA scheme	No	Domicile	Guernsey
UCITS	No	Currency	Pound Sterling
ISIN	GG00B8S9ML96	Legal Status	Open Ended Protected Cell Company
Bloomberg Code	KBEIIR GU	Fund Company	Kleinwort Hambros Elite PCC Limited
SEDOL	B8S9ML9	Phone	01534700000
Minimum Initial Purchase	50,000	Website	www.kleinworthambros.com/en/
Minimum Additional Purchase	5,000	Email	offshorefunds@jtcgroup.com
Ongoing Charge*	1.81%	Address	Dorey Court, Admiral Park, St Peter Port
Sales Charges - up to	5.00%		Guernsey
Dividend Paying Frequency	Quarterly		SG Hambros House
Dividend Yield (%)	N/A%		18 Esplanade
Dividend Declared	Jan Apr Jul Oct		St Peter Port
Online Valuations	Available		Guernsey
Distribution Status	Yes		Gy12HT
Pricing Frequency	Weekly		

\*calculated as at 31-Jan-2024. This amount may fluctuate according to fund size and underlying holdings.

This document is issued by SG Kleinwort Hambros Bank Limited which is authorised by the Prudential Regulation Authority and regulated by the Financial Conduct Authority and the Prudential Regulation Authority in the UK. SG Kleinwort Hambros Bank Limited is incorporated in England and Wales under number 964058 with registered office at One Bank Street, Canary Wharf, London E14 4SG. The Fund is a protected cell company registered in Guernsey and regulated by the Guernsey Financial Services Commission as an Authorised Scheme under the Authorised Collective Investment Schemes (Class B) Rules, 2021. It is also registered with the Financial Conduct Authority as an Alternative Investment Fund ("AIF"). However, the Fund is not registered for marketing purposes in any other member state of the European Economic Area. Shares in the Fund can only be marketed to investors who are categorised as "professional". The purpose of this document is to provide summary information regarding the performance of a particular cell / class of the Fund as at the date stated. Investment in the Fund is through the purchase of shares ("Shares"), however this document does not constitute an offer to transact business in the Shares in any jurisdiction where such an offer would be considered unlawful. Before deciding to invest in the Fund, potential investors should read the latest Prospectus document and note the important regulatory disclosures and risk warnings, restrictions and acknowledgements contained therein. The past performance of any Fund cell / class is not necessarily a guide to any future performance of that cell / class. The price and value of investments can fall as well as rise and investors may not receive, on redemption of their Shares, the original amount invested. Changes in rates of exchange between currencies may have an independent effect, which may be favourable or unfavourable, on the value of investments and income derived from them. This document is not available for general distribution in, from or into the United Kingdom because the Fund is an unregulated Collective Investment Scheme whose promotion is restricted by sections 238 and 240 of the Financial Services and Markets Act 2000. CA/CI/003/Mar/2023