

KLEINWORT HAMBROS

GROWTH AND INCOME MODEL PORTFOLIO SOLUTIONS

This document is designed for professional intermediaries only and is not intended for client use.

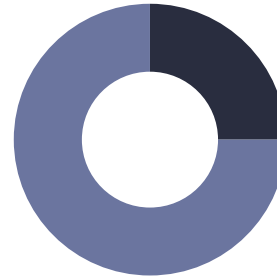
RISK RATING
3

ASSET ALLOCATION RANGES

The allocation to asset class asset class will typically fall within these ranges:

Asset class	Range (%)
Cash	0 to 25
Government bonds	0 to 50
Credit	0 to 25
Equities	50 to 95
Real estate	0 to 12
Commodities	0 to 12
Alternative strategies	0 to 12

HISTORICAL REFERENCE ALLOCATION



- 25% Bonds
 - 75% Global Equities
 - - Domestic Equities
- 11.4% Target risk (volatility)
6.8% Expected return (annual)

WHAT DOES THIS STRATEGY DO?

This model seeks to generate a blend of capital growth and income. The historical reference allocation above shows how a portfolio has typically been constructed to achieve the stated risk and return figures. However, the risks and returns of different assets are not static over time and historical returns are not a guide to future returns. This model therefore uses Kleinwort Hambros' dynamic asset allocation to invest in a wider range of asset classes in response to changing market and economic conditions. The model's current indicative asset class ranges are detailed above, and may vary over time.

PERFORMANCE UPDATE

Over the quarter the portfolio returned 1.8% ahead of its ARC peer group which rose 0.9%. Markets continued to recover from their mid-March lows as sentiment improved, though at a slower rate than in the second quarter as many countries continued to see an increase in new Covid-19 cases. Global markets were broadly flat in September as investors digested increasing restrictions to keep the virus under control.

The portfolio's equity allocation was the principle driver of returns, led by its US, Japanese and emerging market positions, though its alternative positioning was also modestly positive. The bond exposure was modestly negative over the period.

Global equity markets continue to rise, with the MSCI World rising 3.2% over the quarter. The FTSE All Share lagged global markets falling 2.9% with emerging markets the best up 4.7%. The following funds were of note outperforming their respective benchmarks. These were Loomis Sayles US Growth Equity, Threadneedle UK Equity Income, Aberdeen Standard European Equity Income and Baillie Gifford Japanese.

The fixed income investments were broadly flat the quarter. Government bonds were weak as investors started to price in future rate rises. Though this was partially offset by the continued strength of the portfolios credit allocation, with positive returns from Invesco Sterling Bond.

The Alternatives performed well, delivering a positive absolute return driven by the gold position which returned 2.0%. The alternative sources of income were broadly flat over the quarter; GCP Infrastructure returned 5.6%, though this was offset by modest declines from HICL and International Public Partnerships.

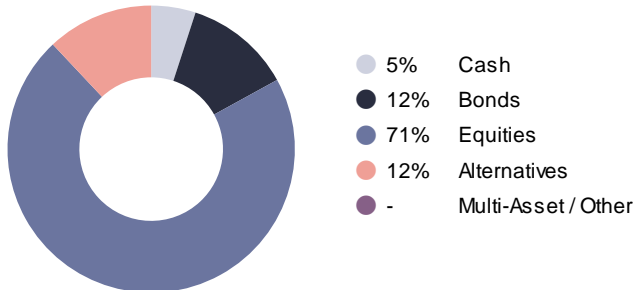
In September we finally decided to increase the portfolio's equity allocation to 71%, from 65%. Given the faster than expected recovery in economic activity, taking a long term view, we considered it appropriate to reduce our significant equity underweight. We increased the allocation to US and Japanese equities, funded by a reduction in the gilt position.

KLEINWORT HAMBROS

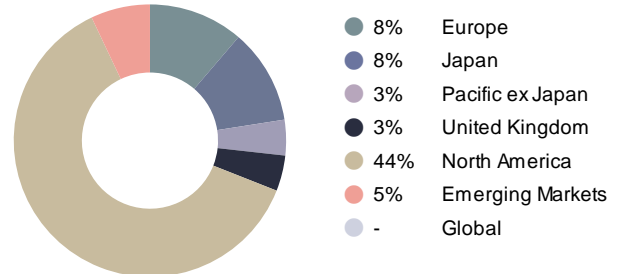
GROWTH AND INCOME
MODEL PORTFOLIO SOLUTIONS

This document is designed for professional intermediaries only and is not intended for client use.

CURRENT ASSET ALLOCATION



EQUITY ALLOCATION



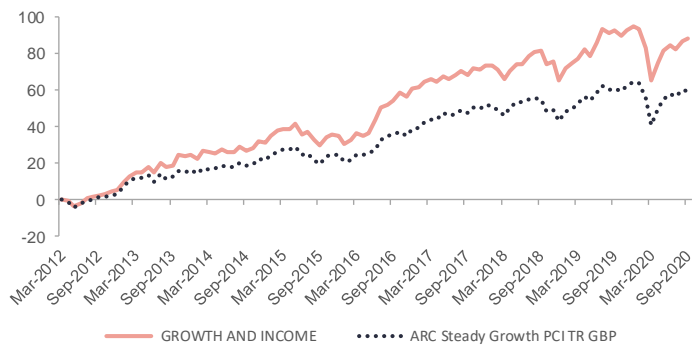
Source: Kleinwort Hambros as at 30 September 2020

Actual weighting and investment allocations are subject to change on an ongoing basis and may not be exactly as shown.

TOP 10 HOLDINGS

	(%)
SPDR® S&P US Dividend Aristocrats ETF	10.0
Lyxor S&P 500 ETF	10.0
Lyxor FTSE Actuaries UK Gilts ETF	9.0
iShares S&P 500 ETF	8.0
Baillie Gifford WW Japanese Fund	8.0
Aviva Investors US Equity Income Fund II	7.0
Loomis Sayles US Growth Equity Fund	7.0
GBP Cash Deposit	5.0
Standard Life European Equity Income	5.0
Polar Capital Emerging Markets Income Fd	5.0

PERFORMANCE CHART



Past performance should not be seen as an indication of future performance. Performance net of underlying fund fees but gross of Kleinwort Hambros's annual management charge, platform fees and advisor charges. The deduction of such fees and charges will reduce the gross performance shown above.

KLEINWORT HAMBROS

GROWTH AND INCOME
MODEL PORTFOLIO SOLUTIONS

This document is designed for professional intermediaries only and is not intended for client use.

RISK RATING 3

PERFORMANCE

	YTD*	3 months*	1 year*	5 year*	Inception*
GROWTH AND	-3.5	1.8	-2.3	45.1	88.1
ARC PCI**	-3.5	0.9	-1.2	33.1	59.2
+ / -	0.0	0.9	-1.1	12.0	28.9
Volatility***	-	-	14.6	9.5	8.6

	Sep 2015 to Sep 2016	Sep 2016 to Sep 2017	Sep 2017 to Sep 2018	Sep 2018 to Sep 2019	Sep 2019 to Sep 2020
GROWTH AND	18.7	9.4	7.7	6.2	-2.3
ARC PCI**	13.5	8.7	5.2	3.8	-1.2

* to 30 June 2020

** ARC Steady Growth PCI TR GBP

*** Annualised data

Notes: model launch date 01/04/2012; performance net of underlying fund fees but gross of Kleinwort Hambros's annual management charge, platform fees and advisor charges; Latest quarter of ARC performance data are based on ARC estimates. The deduction of such fees and charges will reduce the gross performance shown above.

TARGET MARKET

Target Market Category	Suitable for ... ✓	Not suitable for ... X
Client categorisation	Retail	-
Knowledge & Experience	Basic	-
Capacity for loss	Required	Clients who cannot bear loss
Risk tolerance	High	-
Objectives	<ul style="list-style-type: none"> ▪ Growth ▪ Income ▪ Long term 	<ul style="list-style-type: none"> ▪ Capital Preservation ▪ Short/Medium term
Distribution	Advised or Discretionary	Execution Only

YIELD, FEES AND CHARGES

Yield (gross)	2.2%
Kleinwort Hambros annual management charge (via platforms)	0.35% plus VAT

Available Platforms:

AXA Elevate
Novia
Transact
Standard Life



Past performance should not be seen as an indication of future performance. Investments may be subject to market fluctuations and the price and value of investments and the income derived from them can go down as well as up. The tax benefits and liabilities will depend on individual circumstances and may change in the future. The performance chart represents the cumulative performance since inception, against the cumulative return in %. Estimated yield is calculated based on distributed 12-month historic yield data and reflects the actual cash distribution yield, which may change.

Source: ARC, Morningstar, Bloomberg and Kleinwort Hambros as at 30 September 2020

Important Information

This document is provided for information purposes only. It does not constitute and under no circumstances should it be considered in whole or in part as an offer, a solicitation, advice, a recommendation or a contract. It is intended to be used by the recipient only and may not be passed on or disclosed to any other persons and/or in any jurisdiction that would render the distribution illegal.

It is the responsibility of any person in possession of this document to inform himself or herself of and to observe all applicable laws and regulations of the relevant jurisdictions. This document is in no way intended to be distributed in or into the United States of America nor directly or indirectly to any U.S. person.

This document is intended to report solely on the services, products, investment strategies and opportunities provided by or identified by the Kleinwort Hambros group ("Kleinwort Hambros Group"). The services, products, investment strategies and opportunities described herein may not be suitable for all clients. Potential clients should consult their financial adviser to assess the suitability of any proposed transaction before taking any action.

Financial promotion

This document is a financial promotion

Professional Intermediaries or Professional Clients

This document is designed for Professional Intermediaries or Professional Clients only and is not intended for Retail client use.

Investment Performance

Past performance should not be seen as an indication of future performance. Investments may be subject to market fluctuations and the price and value of investments and the income derived from them can go down as well as up. Capital may be at risk and clients may not get back the amount invested. Changes in inflation, interest rates and the rate of exchange may have an adverse effect on the value, price and income of investments.

Tax, Accounting and Legal

Any services and investments may have tax consequences and it is important to bear in mind that the Kleinwort Hambros Group does not provide tax advice. The level of taxation depends on individual circumstances and such levels and bases of taxation can change. You should seek professional tax advice in order to understand any applicable tax consequences. In addition, the material is not intended to provide, and should not be relied on for, accounting or legal purposes and independent advice should be sought where appropriate. Some products and services are not available in all Kleinwort Hambros Group entities. Their availability depends on local laws and tax regulations. In addition, they have to comply with the Societe Generale Group Tax Code of Conduct.s Furthermore, accessing some of these products, services and solutions might be subject to other conditions, amongst which is eligibility.

Conflicts of Interest

Kleinwort Hambros is part of the Societe Generale Group, an international organisation which provides a wide range of financial services in various countries. As such, it, or a company with whom it has an association may from time to time, have interests which conflict with its clients' interests or with the duties that it owes to its clients. These include conflicts arising between the interests of Societe Generale, its associates and employees

on the one hand and the interests of its clients on the other and also conflicts between clients themselves.

For example, companies in the Societe Generale Group may be the operator, trustee, custodian or depositary of, or investment manager to, a collective investment scheme or may manufacture structured products, which may be included in your portfolio, and so may benefit financially from the establishment, sale, management or structure of such scheme or products.

The Societe Generale Group maintains and operates effective organisational and administrative arrangements taking all reasonable steps to identify and prevent or manage conflicts of interest. Kleinwort Hambros has put in place a management of conflicts of interest policy designed to prevent conflicts of interest giving rise to a material risk of damage to the interests of its clients. For a summary of this conflicts of interest policy, clients can refer to www.kleinworthambros.com

Marketing

If you do not wish to receive this document in the future, please let your Private Banker know or call us on +44 (0) 207 597 3000. Telephone calls may be monitored or recorded.

Legal and Regulatory information

This document is issued by the following companies in the Kleinwort Hambros Group under the brand name Kleinwort Hambros:

SG Kleinwort Hambros Bank Limited which is authorised by the Prudential Regulation Authority and regulated by the Financial Conduct Authority and the Prudential Regulation Authority. The firm reference number is 119250. The company is incorporated in England and Wales under number 964058 and its registered address is 5th Floor, 8 St James's Square, London SW1Y 4JU.

Compensation

SG Kleinwort Hambros Bank Limited is covered by the Financial Services Compensation Scheme ("FSCS"). Clients may be entitled to compensation from the FSCS if we cannot meet our obligations. This depends on the type of business and the circumstances of the claim. For investment business, compensation may be available to eligible investors in respect of protected claims up to a maximum of £85,000 per claimant. For further information about the compensation provided by the FSCS (including the amounts covered and eligibility to claim) please ask contact a private banker or refer to the FSCS website www.fscs.org.uk or call the FSCS on 020 7741 4100 or 0800 678 1100. Please note only compensation related queries should be directed to the FSCS.

General

Kleinwort Hambros is part of Societe Generale Private Banking, which is part of the wealth management arm of the Societe Generale Group. Societe Generale is a French Bank authorised in France by the Autorité de Contrôle Prudentiel et de Resolution, located at 61, rue Taitbout, 75436 Paris Cedex 09 and under the prudential supervision of the European Central Bank. It is also authorised by the Prudential Regulation Authority and regulated by the Financial Conduct Authority and the Prudential Regulation Authority. Further information on the Kleinwort Hambros Group including additional legal and regulatory details can be found at: www.kleinworthambros.com Any unauthorised use, duplication, redistribution or disclosure in whole or in part is prohibited without the prior consent of Societe Generale. The key symbols, Societe Generale, Societe Generale Private Banking and Kleinwort Hambros are registered trademarks of Societe Generale. © Copyright the Societe Generale Group 2020. All rights reserved.