

Kleinwort Hambros Elite Multi Asset Balanced Fund B EUR Acc Non Rpt

Morningstar Rating™

★★★

Investment Objective

The Fund seeks to achieve long term equity returns with a moderate level of risk through a well diversified portfolio across asset classes.

This share class is hedged into EUR. The aim is, as far as possible, to replicate the performance of the GBP share class. This is achieved by entering into forward currency contracts equal to the net asset value of the EUR share class.

Fund Manager Commentary

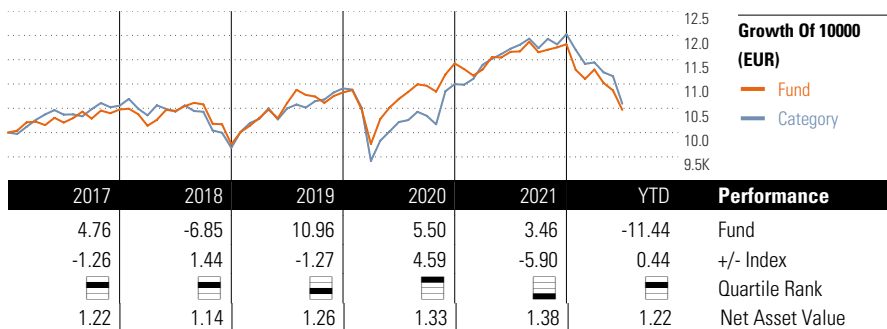
The Fed increased rates by 75 bps alongside a 50bps increase by the Swiss from minus 0.75% to minus 0.25%. The Bank of England increased by 25bps; three of the nine members of the Monetary Policy Committee voted for a 50bps move. As a result, bond yields moved higher across the duration curve; in the US, the 10-year yield increased 35 bps to 3.10% whilst the UK was up 27 bps to 2.37% and the Swiss 33 bps to 1.16%.

Evidence is building of a slowdown in economic activity though it has tended to be confined to areas of consumer-related activity. In the US, new housing starts fell in May by 14% to their lowest level in a year.

Elsewhere, consumer confidence surveys are hitting new lows, with France, for example, registering its lowest reading for 10 years. The Equity allocation was the main driver of returns, though alternatives and bonds were also detractors. Equity performance was led by the Europe, UK, and US, though all other regions delivered declines. Bonds were impacted by their duration positioning. Alternatives suffered from the weakness of its gold and commodity exposure. The trading strategies were flat over the month.


Top 10 Holdings	Sector	% Port.
Lyxor Core UK Govt Bd (DR) ETF...	—	12.18
Lyxor Core US Equity (DR) ETF...	—	8.79
Invesco Sterling Bond Z GBP OD	—	5.96
Lyxor UK Govt Bd 0-5Y (DR) ETF...	—	5.22
Federated Hermes Asia exJpn Eq...	—	5.22
Pictet - Global Envir Opps I...	—	5.12
WisdomTree Physical Gold - GBP...	—	4.82
Robeco BP US Premium Equities...	—	4.23
iShares Core FTSE 100 ETF GBP...	—	4.15
JOHCM Continental European A GBP	—	3.97
Assets in Top 10 Holdings %		59.67

Morningstar® Category
EUR Moderate Allocation



Trailing Returns	Return %	+/-Idx	Quarterly Returns	1st qtr	2nd qtr	3rd qtr	4th qtr
(30 Jun 2022)			2022	-4.40	-7.36	-	-
1 Month	-3.71	1.38	2021	-1.09	3.22	-0.08	1.42
3 Months	-7.36	0.05	2020	-9.81	9.49	2.55	4.19
6 Months	-11.44	0.44	2019	5.54	3.01	1.25	0.80
1 Year	-10.26	-0.51	2018	-3.20	3.00	1.28	-7.75
3 Years Annualised	-0.45	-0.55					
5 Years Annualised	0.50	0.43					

Portfolio 30 Jun 2022



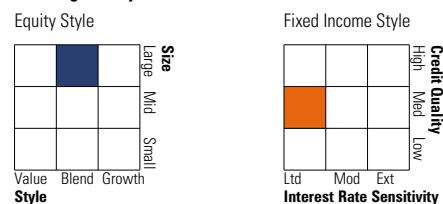
Equity Sector Weightings	% Equity
Cyclical	31.24
Basic Materials	5.02
Consumer Cyclical	11.06
Financial Services	13.23
Real Estate	1.93

Sensitive	% Equity
Sensitive	45.49
Communication Services	7.85
Energy	4.35
Industrials	11.46
Technology	21.83

Defensive	% Equity
Defensive	23.27
Consumer Defensive	6.54
Healthcare	13.83
Utilities	2.90

Fixed Income Sector Weightings	%
Government	51.93
Corporate	29.05
Securitized	2.89
Municipal	-
Cash & Equivalents	13.13
Derivative	3.00

Morningstar Style Box™



Top 10 Countries	% Equity
United States	59.22
United Kingdom	9.10
China	6.42
France	3.78
Republic of Korea	3.31
Germany	2.93
Switzerland	2.71
Taiwan	2.56
Netherlands	1.73
Hong Kong	1.38

Top 10 Countries	% Fixed Income
United Kingdom	78.29
France	9.84
United States	5.20
Germany	1.92
Switzerland	0.97
Italy	0.85
Netherlands	0.85
Spain	0.76
Canada	0.24
Supranational	0.22

Cash allocation includes cash or near cash instruments with a duration of less than 1 year.

Due to an inconsistency between decimal places used by the Investment Manager and the reporting mechanism, on rare occasions minor rounding differences may occur in the representation of changes

Kleinwort Hambros Elite Multi Asset Balanced Fund B EUR Acc Non Rpt

Morningstar Rating™

★★★

Morningstar® Category

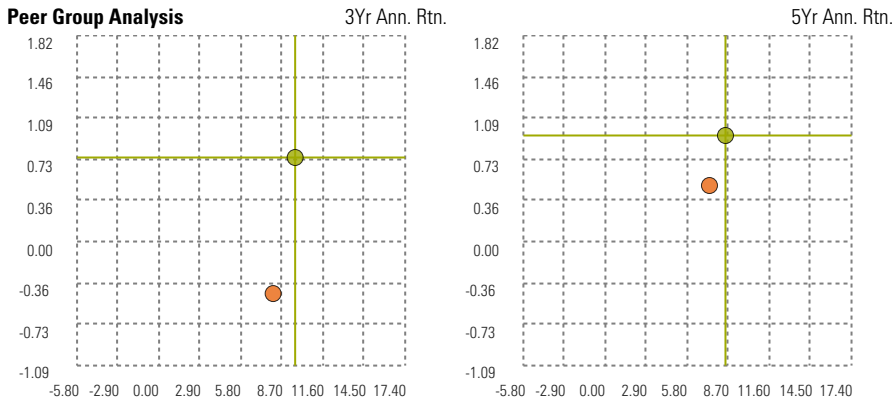
EUR Moderate Allocation

Risk Measures

3-Yr Alpha	-	3-Yr Sharpe Ratio	0.06
3-Yr Beta	-	3-Yr Std Dev	8.09
R-Squared	-	3-Yr Risk	bel
Information Ratio	-		avg
Tracking Error	-	5-Yr Risk	bel
5-Yr Max	-11.82		avg
Drawdown		10-Yr Risk	-

Calculations use EUR Moderate Allocation (where applicable)

Peer Group Analysis



3 Yr Standard Deviation

● Fund

5 Yr Standard Deviation

● Category Average

Operations

Net Asset Value (30 Jun 2022)	1.2225 EUR	Inception Date	18 Oct 2012
Total Net Assets (mil)	63.88 GBP	Fund Manager	Paul Hookway
Inc/Acc	Acc	Manager Start Date	1 Jan 2018
In-house ISA scheme	No	Domicile	Guernsey
UCITS	No	Currency	Euro
ISIN	GG00B8NY2P38	Legal Status	Open Ended Protected Cell Company
Bloomberg Code	KBEMRBB GU	Fund Company	SG Kleinwort Hambros Bank (CI) Limited
SEDOL	B8NY2P3	Phone	01534 815555
Minimum Initial Purchase	12,000	Website	https://www.kleinworthambros.com/en/
Minimum Additional Purchase	120	Email	offshorefunds@jtcgroup.com
Ongoing Charge*	2.46%	Address	SG Kleinwort Hambros
Sales Charges - up to	5.00%		PO Box 78
Dividend Paying Frequency	N/A		SG Hambros House
Dividend Yield (%)	N/A%		18 Esplanade
Dividend Declared	N/A		St. Helier
Online Valuations	Available		Jersey
Distribution Status	Yes		JE4 8PQ
Pricing Frequency	Weekly		

*calculated as at 31-January-2022. This amount may fluctuate according to fund size and underlying holdings.

Kleinwort Hambros is the brand name used for companies of the SG Kleinwort Hambros Group. SG Kleinwort Hambros Bank (CI) Limited, Guernsey Branch is regulated by the Guernsey Financial Services Commission ("GFSC"). Its address is PO Box 6, Hambro House, St Julian's Avenue, St Peter Port, Guernsey, GY1 3AE. This document is issued by SG Kleinwort Hambros Bank (CI) Limited, Guernsey Branch in its capacity as Investment Manager and Alternative Investment Fund Manager ("AIFM") of Kleinwort Hambros Elite PCC Limited ("the Fund"). The Fund is a protected cell company registered in Guernsey and regulated by the Guernsey Financial Services Commission as an Authorised Scheme under the Authorised Collective Investment Schemes (Class B) Rules, 2021. SG Kleinwort Hambros Bank (CI) Limited is regulated in Jersey by the Jersey Financial Services Commission ("JFSC"). It is also registered with the Financial Conduct Authority as an Alternative Investment Fund ("AIF"). However, the Fund is not registered for marketing purposes in any other member state of the European Economic Area. Shares in the Fund can only be marketed to investors who are categorised as "professional". The purpose of this document is to provide summary information regarding the performance of a particular cell / class of the Fund as at the date stated. Investment in the Fund is through the purchase of shares ("Shares"), however this document does not constitute an offer to transact business in the Shares in any jurisdiction where such an offer would be considered unlawful. Before deciding to invest in the Fund, potential investors should read the latest Prospectus document and note the important regulatory disclosures and risk warnings, restrictions and acknowledgements contained therein. The past performance of any Fund cell / class is not necessarily a guide to any future performance of that cell / class. The price and value of investments can fall as well as rise and investors may not receive, on redemption of their Shares, the original amount invested. Changes in rates of exchange between currencies may have an independent effect, which may be favourable or unfavourable, on the value of investments and income derived from them. This document is not available for general distribution in, from or into the United Kingdom because the Fund is an unregulated Collective Investment Scheme whose promotion is restricted by sections 238 and 240 of the Financial Services and Markets Act 2000. CA/CI/003/Jun/2022