

Kleinwort Hambros Elite Multi Asset Growth Fund B GBP Inc Rpt

Morningstar Rating™

★★★

Investment Objective

The Fund seeks to outperform equity returns with equity-like risk through a well diversified portfolio across asset classes.

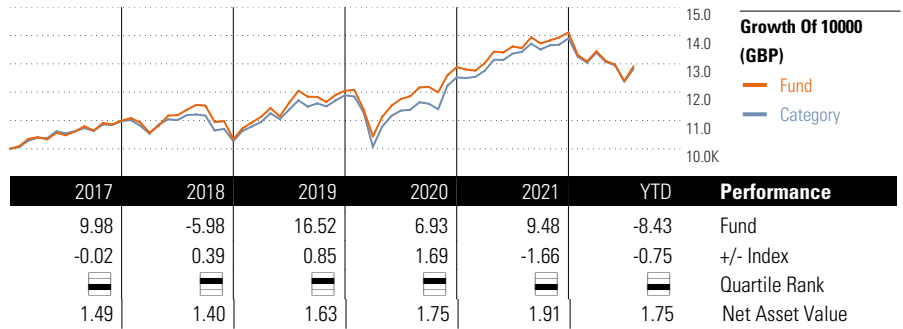
Fund Manager Commentary

Despite the Federal Reserve increasing interest rates by 75 bps at last month's meeting, market participants began to speculate as to whether the change of tone and language, signalled a Fed "pivot" away from aggressive monetary tightening. In the UK the picture is not dissimilar although inflationary pressures are a little more elevated, hitting 9.4% in June. Excluding energy, this number was 6.2%, flat vs the prior month, but unfortunately the energy issue is unlikely to improve in the short term and may drive CPI towards 11% later this year. In continental Europe, the contrast between a simultaneous change in strategy by the ECB via a 50bps rate increase, combined with the launch of their latest bond-buying anti-fragmentation tool, and yet another political crisis in Italy, is stark. GDP across the region for Q2 beat expectations, but we expect volatility over the coming months. The Equity allocation was the main driver of returns, bonds delivered a modest return and alternatives were unchanged. Equity performance was led by Europe, UK, and US, with emerging markets modestly detracting. Bonds rallied after recent declines, benefiting from their duration exposure. In alternatives commodities added value though this was offset by the weakness of gold.

Top 10 Holdings	Sector	% Port.
iShares Core S&P 500 ETF USD Acc	—	11.07
Lyxor Core US Equity (DR) ETF...	—	10.22
Robeco BP US Premium Equities...	—	8.08
Lyxor Core UK Govt Bd (DR) ETF...	—	7.08
Federated Hermes Asia exJpn Eq...	—	6.77
Pictet - Global Envir Opps I...	—	6.65
iShares Core FTSE 100 ETF GBP...	—	6.05
Blackrock Gbl Fds	—	5.30
iShares Diversified Commodity...	—	4.26
JOHCM Continental European A GBP	—	4.08
Assets in Top 10 Holdings %		69.56

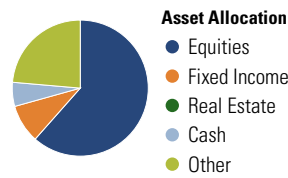
Morningstar® Category

GBP Moderately Adventurous Allocation



Trailing Returns (31 Jul 2022)	Return %	+/-Idx	Quarterly Returns	1st qtr	2nd qtr	3rd qtr	4th qtr
1 Month	4.23	0.61	2022	-4.71	-7.80	-	-
3 Months	-1.43	0.49	2021	1.05	4.56	0.78	2.82
6 Months	-2.97	0.28	2020	-13.37	12.64	3.64	5.73
1 Year	-4.73	-0.32	2019	7.68	4.40	1.78	1.83
3 Years Annualised	2.35	-0.69	2018	-3.91	5.87	3.01	-10.28
5 Years Annualised	4.00	0.21					

Portfolio 31 Jul 2022



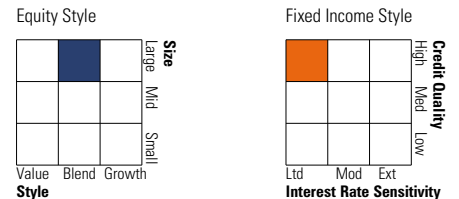
Equity Sector Weightings

	% Equity
Cyclical	31.70
Basic Materials	4.60
Consumer Cyclical	11.26
Financial Services	13.90
Real Estate	1.94
Sensitive	44.59
Communication Services	7.13
Energy	4.58
Industrials	11.34
Technology	21.54
Defensive	23.71
Consumer Defensive	6.96
Healthcare	13.91
Utilities	2.83

Fixed Income Sector Weightings

	%
Government	46.49
Corporate	15.00
Securitized	0.00
Municipal	-
Cash & Equivalents	25.84
Derivative	12.67

Morningstar Style Box™



Top 10 Countries

	% Equity
United States	61.52
United Kingdom	9.38
China	6.60
France	3.24
Republic of Korea	3.06
Switzerland	2.58
Taiwan	2.49
Germany	1.77
Hong Kong	1.36
Netherlands	1.33

Top 10 Countries

	% Fixed Income
United Kingdom	75.88
France	22.49
United States	1.02
Australia	0.18
Canada	0.15
Republic of Korea	0.10
Netherlands	0.07
New Zealand	0.03
Germany	0.02
Switzerland	0.02

Cash allocation includes cash or near cash instruments with a duration of less than 1 year.

Due to an inconsistency between decimal places used by the Investment Manager and the reporting mechanism, on rare occasions minor rounding differences may occur in the representation of changes

Kleinwort Hambros Elite Multi Asset Growth Fund B GBP Inc Rpt

Morningstar Rating™

★★★

Morningstar® Category

GBP Moderately Adventurous Allocation

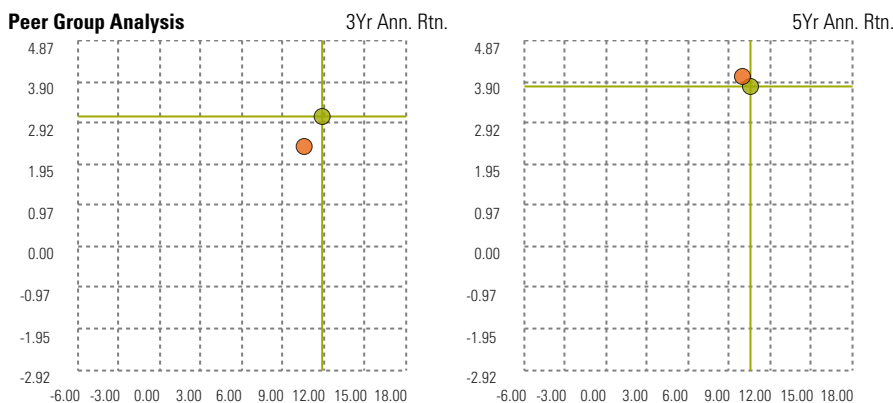
Risk Measures

3-Yr Alpha	-	3-Yr Sharpe Ratio	0.24
3-Yr Beta	-	3-Yr Std Dev	10.64
R-Squared	-	3-Yr Risk	bel
Information Ratio	-		avg
Tracking Error	-	5-Yr Risk	Avg
5-Yr Max	-13.57	10-Yr Risk	-

Drawdown

Calculations use GBP Allocation 60-80% Equity (where applicable)

Peer Group Analysis



3 Yr Standard Deviation

● Fund

5 Yr Standard Deviation

● Category Average

Operations

Net Asset Value (31 Jul 2022)	1.7522 GBP	Inception Date	13 Sep 2012
Total Net Assets (mil)	37.22 GBP	Fund Manager	Paul Hookway
Inc/Acc	Inc	Manager Start Date	1 Jan 2018
In-house ISA scheme	No	Domicile	Guernsey
UCITS	No	Currency	Pound Sterling
ISIN	GB00B24GXJ75	Legal Status	Open Ended Protected Cell Company
Bloomberg Code	KBEGBPB GU	Fund Company	SG Kleinwort Hambros Bank (CI) Limited
SEDOL	B24GXJ7	Phone	01534 815555
Minimum Initial Purchase	10,000	Website	https://www.kleinworthambros.com/en/
Minimum Additional Purchase	100	Email	offshorefunds@jtcgroup.com
Ongoing Charge*	2.56%	Address	SG Kleinwort Hambros
Sales Charges - up to	5.00%		PO Box 78
Dividend Paying Frequency	Annually		SG Hambros House
Dividend Yield (%)	N/A%		18 Esplanade
Dividend Declared	Jul		St. Helier
Online Valuations	Available		Jersey
Distribution Status	Yes		JE4 8PQ
Pricing Frequency	Weekly		

*calculated as at 31-January-2022. This amount may fluctuate according to fund size and underlying holdings.

Kleinwort Hambros is the brand name used for companies of the SG Kleinwort Hambros Group. SG Kleinwort Hambros Bank (CI) Limited, Guernsey Branch is regulated by the Guernsey Financial Services Commission ("GFSC"). Its address is PO Box 6, Hambro House, St Julian's Avenue, St Peter Port, Guernsey, GY1 3AE. This document is issued by SG Kleinwort Hambros Bank (CI) Limited, Guernsey Branch in its capacity as Investment Manager and Alternative Investment Fund Manager ("AIFM") of Kleinwort Hambros Elite PCC Limited ("the Fund"). The Fund is a protected cell company registered in Guernsey and regulated by the Guernsey Financial Services Commission as an Authorised Scheme under the Authorised Collective Investment Schemes (Class B) Rules, 2021. SG Kleinwort Hambros Bank (CI) Limited is regulated in Jersey by the Jersey Financial Services Commission ("JFSC"). It is also registered with the Financial Conduct Authority as an Alternative Investment Fund ("AIF"). However, the Fund is not registered for marketing purposes in any other member state of the European Economic Area. Shares in the Fund can only be marketed to investors who are categorised as "professional". The purpose of this document is to provide summary information regarding the performance of a particular cell / class of the Fund as at the date stated. Investment in the Fund is through the purchase of shares ("Shares"), however this document does not constitute an offer to transact business in the Shares in any jurisdiction where such an offer would be considered unlawful. Before deciding to invest in the Fund, potential investors should read the latest Prospectus document and note the important regulatory disclosures and risk warnings, restrictions and acknowledgements contained therein. The past performance of any Fund cell / class is not necessarily a guide to any future performance of that cell / class. The price and value of investments can fall as well as rise and investors may not receive, on redemption of their Shares, the original amount invested. Changes in rates of exchange between currencies may have an independent effect, which may be favourable or unfavourable, on the value of investments and income derived from them. This document is not available for general distribution in, from or into the United Kingdom because the Fund is an unregulated Collective Investment Scheme whose promotion is restricted by sections 238 and 240 of the Financial Services and Markets Act 2000. CA/CI/003/Jul/2022